


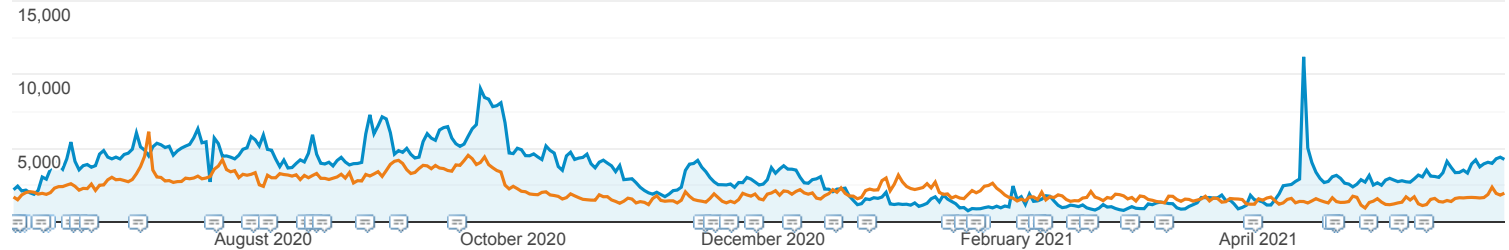
Audience Overview


All Users
 +0.00% Users


Jun 1, 2020 - May 31, 2021
 Compare to: Jun 1, 2018 - May 31, 2019

Overview


Jun 1, 2020 - May 31, 2021: ● Users
Jun 1, 2018 - May 31, 2019: ● Users




Users
41.90%
 946,826 vs 667,233




New Users
42.06%
 946,010 vs 665,902



Sessions
58.88%
 1,375,222 vs 865,580




Number of Sessions per User
11.96%
 1.45 vs 1.30




Pageviews
84.59%
 3,576,774 vs 1,937,691




Pages / Session
16.18%
 2.60 vs 2.24



Avg. Session Duration
28.04%
 00:02:06 vs 00:01:39

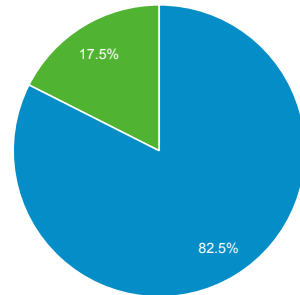


Bounce Rate
-3.83%
 57.32% vs 59.60%



■ New Visitor ■ Returning Visitor

Jun 1, 2020 - May 31, 2021



Jun 1, 2018 - May 31, 2019

